

Judged Show Entry Rules & Requirements

Thank you for your interest in entering the annual Dallas Quilt Show, March 9-11, 2018, sponsored by the Quilter's Guild of Dallas, Inc. Entries will be evaluated by a panel of nationally recognized judges. Ribbons are awarded at the discretion of the judges.

Questions about rules or entry forms should be directed to:
Entry Chairman, **Donna Petrick**: email – dlpetrick@hotmail.com or phone 972-571-0083.

Entry Submission

Individual entries will not be accepted until ALL required items listed below are received and the entry form is COMPLETELY and accurately filled out with the "Hold Harmless Agreement" signed by the entrant. We will attempt to contact senders of incomplete information via phone or email. If a response is not received within five days, the incomplete entry material(s) will be returned.

Each entry shall consist of:

- **One Completed Entrant Information Form**
(includes contact information, titles of entries and fee information)
- **Completed Entry Form(s)**
(with release signature on each)
- **Appropriate fees**
- **One color photo of each entry submitted** that is in focus and clearly shows correct colors and the design (can be printed on any white paper up to letter-size), labeled with the entrant's name and quilt title. *(Photos will not be returned.)*

Entry Deadline:

Thursday, January 4, 2018

The 2018 Entry Form, along with other requested entry materials, must be received by this date. Entries may be delivered in person at Guild meetings up to and including this date, or via mail to:

**Donna Petrick
3816 Dutton Dr.
Plano, TX 75023-1031**

- Late entries will be returned.
- We are not responsible for lost or misdirected mail.

Entry Limits:

- Each entrant may submit a maximum of four (4) entries.
- Only the first 400 entries received will be accepted. Entries received/presented after the limit is reached will be returned.

Entrants:

- Each entry may have only **ONE ENTRANT**. The name on the "entrant" line must match the release signature on the form.
- Entrant must be either the owner of the quilt entered, the maker of the top or the quilter.

Fees:

- Guild members in good standing (dues paid) pay only a **handling fee of \$1.00 per entry**.
- Entries in category **401 Juniors** (age 17 and under) are **exempt from entry fees**.
- Non-members of the Guild pay a non-refundable **fee of \$25.00 per entry** plus a **handling fee of \$1.00**. (total of \$26.00/entry)

Shipping Fees (if applicable):

- \$50.00/entry for entries to be returned via UPS (exclusively) or entrant may include a pre-paid shipping label. Shipping fees are non-refundable.

Entry Form & Entry Materials

Divisions/Categories

- A **Category number** must be clearly indicated on Entry Form.
- Master and Artisan divisions are determined by the eligibility of the person(s) who made the quilt top.
- Some categories are denoted as "ONE PERSON." This means that ONE person did ALL the work – piecing, appliqué, quilting, binding etc.

DO NOT ENTER A QUILT PROFESSIONALLY QUILTED BY SOMEONE ELSE IN ANY OF THE "ONE PERSON" CATEGORIES.

- The Entries Committee, in conjunction with the Judges and Awards Committee, reserves the right to:
 - (a) determine the final placement of quilts in categories, and
 - (b) to combine or divide categories in order to facilitate judging.

- **All quilts entered must have the quilt top completed at the time of entry submission.** No photocopies of patterns or drawings will be accepted.
- The required photo of the entry needs to clearly **SHOW THE QUILT** – especially the color(s) of the quilt.
- If you want both sides of the quilt displayed (*you consider it to be a 2-sided quilt*), you must (a) indicate this on your entry form and (b) submit photos of **BOTH sides**.

Other Rules

- Entries may not have been displayed in the judged show portion of any previous Dallas Quilt Show.
- Entries in judged categories must have been completed after **January 1, 2013** (*within the past five years*), be clean, free of strong odors such as cigarette smoke and in good condition.
- No substitution of the original entry will be allowed.
- The Quilter's Guild of Dallas, Inc. reserves the right to refuse any entry deemed inappropriate or which fails to meet entry and/or delivery requirements.

Quilting/Construction Requirements

- All entries entered in quilt categories must be quilted with the exception of cathedral window quilts, yo-yo quilts or crazy quilts.
- No exclusively tied quilts will be allowed. (Hand or machine quilting must be included.)
- Fused edges must be finished in a manner appropriate to the category.
- All entries **MUST** remain on display for the duration of the show.

Entries May Not:

- Be framed and/or under glass.
- Include complicated rigid frames,

rods or mounting devices without prior approval from the entries committee.

- Include embellishments with sharp edges that could be hazardous to volunteers or visitors.

Entry Withdrawals

- If you find you must withdraw an entry, the Entries Chairman must be notified via email or phone **NO LATER** than 4:30 p.m. CST on Wednesday, February 21, 2018 – two weeks prior to the stated delivery date (March 7, 2018).
- **Entrants who withdraw their entries after February 21st will be barred from entering the 2019 Dallas Quilt Show.**

PLEASE NOTE: The Dallas Quilt Show is NOT a Juried Show!

While we certainly attract entries of the highest caliber, it is first and foremost our Guild show, intended to showcase the work of quiltmakers of all skill levels. Therefore, we do not send out a "Notice of Acceptance."

- Entrants will not hear from us until we mail out the delivery instructions, which is usually by mid-February.
- We have no way of knowing if your entry forms got lost or misdirected in the mail.

If you wish to receive confirmation that your entry materials were received prior to reaching our maximum of 400 entries, please include a self-addressed/stamped postcard listing the items you have entered. We will check off the entry forms received and drop the card into return mail.

Award Information

- **QGD distributes over \$15,000.00 in cash awards*:**
 - Best of Show - \$1,000.00;*Judged quilt categories*:*
 - First Place-\$300.00,
 - Second Place-\$200.00,
 - Third Place-\$100.00.There are also a number of special award ribbons including four handwork/handquilting with cash awards.
- * *Prize money for the annual Block Contest entries is \$150.00/\$100.00/\$50.00 respectively. Entries are managed separately from the main show.*
- QGD considers the entrant to be the "owner" of the quilt. Hence, this individual will be the recipient of any prize money and ribbon(s) won.
- QGD awards the ribbon to the QUILT, not individuals involved in the making of same. Therefore, duplicate ribbons are NOT available.
- IRS guidelines require that a 1099 form be filed for all entrants winning \$600.00 or more total. Prize money will not be released before information has been received by the Guild for IRS reporting purposes.

Please be Advised:

Due to time constraints, coupled with the number of quilts being judged, we do not provide "Judge Critiques" to show entrants.

**IF AN ENTRY MUST BE WITHDRAWN FROM THE SHOW,
the entries chairman must be notified on or before 02/21/18
that the entry is being withdrawn, or forfeit eligibility for 2019 show.**

Entries Chairman: Donna Petrick

phone: 972-571-0083

email: dlpetrick@hotmail.com

Rules for Display

- **Each entry must have a fabric identification label** firmly attached with stitches. The label must include your name and the title of the quilt. For convenience and consistency, we prefer the lower left hand corner of the back.
To ensure impartiality in judging, baste or safety pin a plain piece of fabric across the top of your label so that your information is hidden. Baste only the top side, leaving the other three sides loose.
- **Every quilt must have an open-ended 4 inch diameter rod pocket (Quilt Hanging Sleeve) stitched to back of the quilt.**
The only exceptions to the 4 inch sleeve rule are quilts that are 30 inches square or smaller. These may use smaller rod pockets of only 2 inches in diameter.
- Quilts longer than 90 inches must have a second sleeve attached a maximum of 86 inches from the bottom edge of the quilt (do not over-lap sleeves.) If you elect to attach only one Quilt Hanging Sleeve, it must be 86 inches from the bottom edge of the quilt.

NEITHER THE SHOW NOR THE GUILD WILL BE RESPONSIBLE FOR DAMAGE TO A QUILT THAT DRAGS ON THE FLOOR.

In addition, please note that our show is judged while hung for display. Therefore, if you only put the lower sleeve on the quilt, your quilt will not be seen in full while judging, which may result in your quilt not receiving the full consideration it deserves.

Delivery Information

Once we have finished judged show layout, entrants will receive complete delivery/shipping instructions by return mail by mid-February. Included in this packet will be color-coded index cards for each entry as well as more detailed delivery instructions.

PLEASE DO NOT SHIP ENTRIES EARLY.

- **Each quilt entry must be submitted in an individual fabric bag/pillowcase** with the entrant's name, address and phone number written in permanent/indelible marker either directly onto the bag or on a label firmly stitched or fused to the bag. *Any shipped entries received without meeting this requirement will be returned to the sender and considered a late withdrawal from the 2018 Dallas Quilt Show.*

Note: *Prior to hanging, the bag is all that is between your entry and a bare cement floor.*

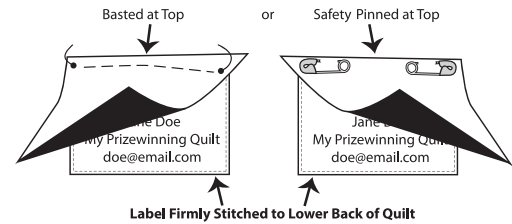
Entries to be Delivered in Person at Market Hall:

- All entries that are delivered in person must be brought to Dallas Market Hall between 8:00 a.m. and 1:00 p.m.* on **Wednesday, March 07, 2018**. It is permissible for your designee to deliver the entry.
 - * *The Guild will not be responsible for entries left at the show venue prior to the stated delivery date and delivery time.*
 - * *The Guild reserves the right to exclude any quilts from judging that are delivered to the show venue after 1 p.m.*


Entries to be Delivered via Shipping Service

- When packing your entry, please **DO NOT** use packing peanuts.
- All entries that are shipped from out of town must be received by **Valerie Salter** no later than **Wednesday, Feb. 28, 2018**.
Please send shipped entries to:
Valerie Salter
7619 Lancaster Gate
Frisco, TX 75035-3135
- Any special return shipping requests must be confirmed in advance with the Chairman of the Entries Committee.

FLAP OVER LABEL



Example:

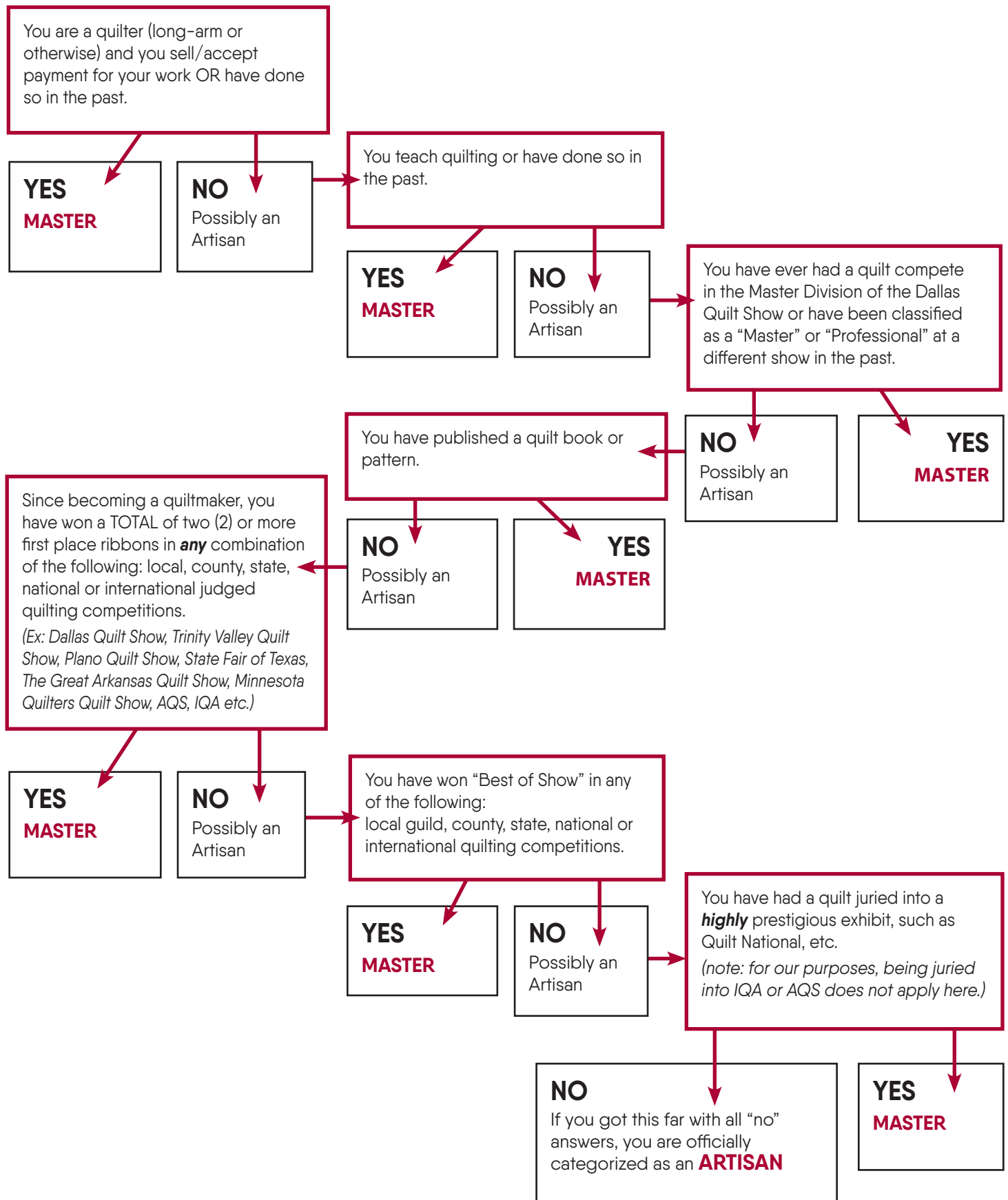


The Guild will not be responsible for entries shipped to the wrong location.

Are You a “Master” or an “Artisan”?

This flow chart is intended to help determine the appropriate division for your entries.

Categories listed in the “Open” or “Non-Judged” divisions are open to all, regardless of master or artisan eligibility.



Divisions & Categories

Divisions are determined by the eligibility of the “maker” of the quilt. QGD defines the “maker” as the person who made the quilt top. **Please review the flow chart on the preceding page to determine whether you are classified as a Master or Artisan.**

Master Division

- 101 Large Pieced** (ONE person) Any quilt which is larger than 72” on any one side and primarily pieced.
- 102 Large Appliqué** (ONE or TWO person) Any quilt which is larger than 72” on any one side and primarily appliqué.
- 103 Wall Quilt** (ONE person) Quilts sized for display on a wall. No side may exceed 72” but at least one side is larger than 30.” May be pieced, appliqué or combination.
- 104 Two-Person Wall Quilts** Any quilt sized for display on a wall. No side may exceed 72” but at least one side is larger than 30.” Two people were involved in the making. May be pieced or appliqué.
- 105 Two-Person Large Pieced Quilts** Any quilt which is larger than 72” on any one side and two people were involved in the making. Primarily pieced.

The Entries Committee, in conjunction with the Judges and Awards Committee, reserves the right to determine final placement of quilts in categories and to combine or divide categories in order to facilitate judging.

Artisan Division

- 201 Large Pieced** (ONE person) Any quilt which is larger than 72” on any one side and primarily pieced.
- 202 Large Appliqué** (ONE or TWO person) Any quilt which is larger than 72” on any one side and primarily appliqué.
- 203 Wall Quilt** (ONE person) Quilts sized for display on a wall. No side may exceed 72” but at least one side is larger than 30.” May be pieced, appliqué or combination.
- 204 Two-Person Wall Quilts** Any quilt sized for display on a wall. No side may exceed 72” but at least one side is larger than 30.” Two people were involved in the making. May be pieced, appliqué or combination.
- 205 Two-Person Large Pieced Quilts** Any quilt which is larger than 72” on any one side and two people were involved in the making. Primarily pieced.
- 206 First Time Entry** (ONE or TWO person) Must be the first quilted project entered into ANY judged quilt show. Construction of quilt top must be done entirely by entrant. May use any technique. Quilting may be done by another party. At least one side is larger than 30”.

Open Division

(Master or Artisan)

- 301 Small Traditional Quilt** (ONE or TWO person) Any quilt that is equal to or less than 30” on all sides with a traditional design.
- 302 Small Contemporary Quilt** (ONE OR TWO PERSON) Any quilt that is equal to or less than 30” on all sides and depicts a contemporary design.
- 303 Art Quilts** (ONE person) Original design; any technique or combination of techniques or materials used in a non-traditional way. At least one side is larger than 30”.
- 304 Pictorial** (ONE OR TWO PERSONS) Quilt illustrates a recognizable image, such as portraits, wildlife, cityscapes, etc. At least one side is larger than 30”.
- 305 Machine Embroidery Appliqué** (ONE or TWO person) Quilts made using machine appliqué in the hoop using digitized designs, where sewing machine has control of actual stitching. At least one side is larger than 30”. (Note: category does not include regular machine embroidery and does not include regular hand-guided appliqué stitching done on a computerized machine.)
- 306 Other Techniques** (ONE or TWO person) White work, hand or machine embroidery, cathedral windows, yo-yo, crazy quilts or any other quilt that doesn’t otherwise fit into the pieced, appliqué or art quilt categories. Quilt is larger than 30” on any one side.
- 307 Group/Friendship** Any quilt made by a combination of THREE or MORE persons.
- 308 Modern** (ONE or TWO person) Quilts inspired by modern design. Minimalism, asymmetry, expansive negative space and alternate grid work are often part of composition, as are improvisational piecing, high contrast and many solid-colored fabrics. At least one side is larger than 30”.
- 309 Seniors** (ONE or TWO person) Any quilt made by a quilter 65 years of age or over. At least one side is larger than 30”. (Note: Seniors are NOT limited to this category; they are also eligible for Master or Artisan Division categories as appropriate.)

- 310 Show Chair’s Theme: “Tree of Life”** (ONE OR MORE PERSONS) Any quilt, any size, that is any interpretation of the theme and conforms to following rule: Must include the image of a tree or trees. *A single branch or a few leaves do not count as a tree.*

Non-Judged Categories

- 401 Juniors**
Any quilt made by a quilter age 17 or under. These quilts may utilize any piecing, appliqué or quilting method, may be an individual, two-person, or group effort, and can be any size. *All entrants in this category receive a special commemorative ribbon and do not pay an entry fee. Entrant should be the “junior” – not an adult relative or friend.*
- 402 Adults**
Any quilt that the entrant wishes to “show,” but does not wish to have judged or the quilt does not qualify for entry into judged show (ex: was made prior to 2011). May use any techniques. Any number of “makers” may be involved.

ONE (1) Copy of this form MUST be submitted

2018 Dallas Quilt Show Entrant Information

Information captioned by **BOLDFACE CAPITAL LETTERS** are items to be published or included on quilt signage and will be displayed at the show. Do not overlook completing the individual forms for each entry.

..... **PLEASE PRINT CLEARLY**

Entrant:

NAME _____

Mailing Address _____

CITY _____ **STATE** _____ Zip+4 _____

Phone #'s: Daytime _____ Evening/Cell _____

Email Address _____

Entries:

Title of Entry #1: _____

Delivered in person Shipped via UPS/FedEx/USPS Picked up in person Returned via UPS

Title of Entry #2: _____

Delivered in person Shipped via UPS/FedEx/USPS Picked up in person Returned via UPS

Title of Entry #3: _____

Delivered in person Shipped via UPS/FedEx/USPS Picked up in person Returned via UPS

Title of Entry #4: _____

Delivered in person Shipped via UPS/FedEx/USPS Picked up in person Returned via UPS

Fees:

Make checks payable to:
Quilter's Guild of Dallas

- I am a **Guild Member** - exempt from entry fees
My membership # is _____
(membership # is listed in your Guild Directory)
- I am a **Junior** (aged 17 or under) - exempt from entry fees.....-0-
- I'd like to join/rejoin the Guild and be exempt from entry fees
Membership Fee\$ 45.00
(please include completed membership form with entry materials)
- Non-Member Entry Fee(s)**
_____ @ \$25.00 per entry\$ _____

Delivery Info Handling Fee (required for ALL entrants)

_____ entries @ \$1.00 per entry\$ _____

Return shipping fee

_____ @ \$ 50.00 per entry.....\$ _____

OR Pre-paid return label will be enclosed with entries

Return shipping UPS insurance

Total Insured Value desired for all entries.....\$ _____

Requested insurance (\$2.00 per \$100.00 valuation)\$ _____

Total fees enclosed:\$ _____

**DEADLINE FOR
QUILT SHOW ENTRIES IS
THURSDAY,
January 4, 2018**

Please return:

- Entrant Info Form
- Entry Form(s)
- Appropriate Fees
- Photo(s) of each entry

To Entries Chairman:

Donna Petrick
3816 Dutton Dr.
Plano, TX 75023-1031

2018 Dallas Quilt Show Entry Form

Please review Show Entry Rules/Instructions, Entry Divisions and Categories sections before completing this form.

..... PLEASE PRINT CLEARLY.....

Quilt Entered By:

NAME _____

Phone #'s: Daytime _____ Evening/Cell _____

Email Address _____

Note: We need phone & email information in case we have questions about your entry or information on the entry form.

Hold Harmless Agreement:

By my signature below, I agree to abide by all conditions stated on this entry form and the accompanying instruction sheet. I agree to permit the Quilter's Guild of Dallas, Inc. (QGD) to display my entry at Dallas Quilt Show 2018, March 9-11 at Dallas Market Hall. I also grant QGD the right to photograph this entry for QGD files, publicity and/or promotional purposes, which may include print, website or video. I understand care will be taken to protect my entry through the use of 24-hour security guards. **I understand that no responsibility for loss or damage to my entry will be assumed by QGD or Dallas Market Hall/Center.**

Signature of Entrant _____ Date signed _____

QUILT INFORMATION:

TITLE OF ENTRY _____

Division/Category

Please check the category you wish to enter

MASTER

- 101 Large Pieced
- 102 Large Appliqué
- 103 Wall Quilt
- 104 Two-Person Wall
- 105 Two-Person Large

ARTISAN

- 201 Large Pieced
- 202 Large Appliqué
- 203 Wall Quilt
- 204 Two-Person Wall
- 205 Two-Person Large
- 206 First Show Entry

OPEN

- 301 Small Traditional
- 302 Small Contemporary
- 303 Art Quilt
- 304 Pictorial
- 305 Machine Embroidery Appliqué
- 306 Other Techniques
- 307 Group
- 308 Modern
- 309 Senior
- 310 Show Chair Theme

NON-JUDGED

- 401 Juniors
- 402 Adults

Year completed _____ Quilt size: WIDTH" (←→) _____ LENGTH" (↑↓) _____

This is a two-sided quilt* * If you would like both sides of your quilt visible on display, photos of both the front and the back must be submitted for evaluation.

Yes No

Name of Quilt Top Maker _____

Name of Quilter _____

Handwork Techniques Used: Help us identify entries eligible for special awards:

Hand Appliqué Hand Embroidery Hand Piecing Hand Quilting

Please indicate:

Did you use a published book or pattern (not your own) to create your quilt?

No Yes - if so, please provide credit:

Did you use a "block of the month" pattern that included fabric with each block

No Yes

Was this a purchased kit (fabric and pattern used together to create quilt)

No Yes

QUILTER'S STATEMENT: In approximately 30 words or less, tell the viewers about your quilt (inspiration? special techniques? story?) Please write legibly. We reserve the right to edit for clarity and/or length.

DEADLINE FOR QUILT ENTRIES IS JANUARY 4, 2018

Please return Entrant Information Form plus Entry Form(s), along with other required items to:
Donna Petrick • 3816 Dutton Dr. • Plano, TX 75023-1031 • 972-571-0083

How to keep your ears from burning.

This show is run entirely by volunteers. Please help us do our jobs and get home to our families, pets and sewing:

Make sure you are using this year's entry form:

From time to time, category numbers change and category titles shift, or we drop some categories and add new ones. Using the current entry form will help insure your entry is in the category you want it in.

Please note that entering a quilt in our show now requires more than one form. We spun off some of the information to allow us to better track how many entries a given entrant has in the show and to simplify the information requested on the actual entry form.

Please be sure you review the rules and category descriptions:

Our show has been around for a long time, and our rules are written for a reason. Our divisions and categories are specific and well-defined. Please help us out by reading everything thoroughly and choosing the appropriate category for your entry, and then include everything required when you send in your entries.

Please take our definition of Master and Artisan seriously:

If you have EVER done something that our matrix that places you in the Master division, you are a "Master for Life." It doesn't matter how long it's been since you taught or won those blue ribbons or sold your work, once you are a Master in our show you will always be a Master in our show.

Please be sure you don't put your Two-Person or Group Quilts into a one-person category:

The categories in the Masters Division and Artisan Division are predominantly one-person. "One Person" means that only one person did EVERYTHING. They cut the fabric, they sewed the top together, they quilted it and they put the binding on. If you pay someone to do any of those functions (pre-cut kits, long-arm quilting, binding...) it is

no longer a one-person undertaking. If you bought a pile of old quilt blocks at a garage sale and made a quilt out of them, somebody else made those blocks. Thus, no longer a one-person enterprise.

Be sure you fill in the dimensions of the quilt:

You may not know for certain how big or small it will end up after you finish quilting, but we have to have some idea of how wide the quilt is for display planning, and we have to know overall dimensions to ensure it is in the correct category. Please give us your best guess - preferably on the larger side than the smaller side. By the way - please round up to the nearest inch. (i.e. no fractions)

Be sure you fill in the name of the quilter:

Maybe you haven't booked a quilter at the time you are completing the form, but we need the information for the quilt signage (which must be printed in advance) and we need to ensure that you didn't enter a two-person entry in a one-person category (see above).

Keep your descriptions short:

Thirty words is not very many, but our signs are not very big. If you don't edit it, we will.

But be sure you say something:

People like to know about their favorite quilts. Was it made for a special reason? Did it take you a long time? Why did you enter it in the show? Did you collect special fabrics? Just one little glimpse into your quilting heart makes your quilt all the more memorable.

Be sure you include the required photo:

We use the photos submitted to plan the order that the quilts will be hung in the display area. We say bad words when the photos we get are:

- Too dark (taken inside in a dark room without flash)
- Too light (taken against a window,

so light is showing through the quilt, taken with a flash so bright that the colors are blown out, taken outside on a very sunny day with the sun in the background)

- Out of focus/blurry
- Printed on a printer that has run out of one or more ink colors (so the quilt looks like it is a different color than it actually is)
- Not photos at all - copies of pattern covers or drawings of planned design.

We don't expect anyone to submit professional-quality photos, but we do want to know what your quilt really looks like.

And if your top isn't complete enough to take a photo of in early JANUARY, odds are you're not going to get it done before MARCH. Save that entry for another year.

Please don't ask us to accept your entry after the entry deadline has passed.

We simply don't accept late entries, but you can always enter next year.

Please don't ship your quilt packed in a million styrofoam peanuts:

Is your quilt breakable? What do you say in your head when you open a box that is crammed full of a gazillion of those things, and the static electricity scatters them everywhere in the room?

Yeah, we thought so... We don't say nice things either.

Frequently Asked Questions (FAQs)

As well as a few we anticipate being asked.

What are the most popular categories?

Two-person Artisan categories always attract a number of entries. Other categories that attract a large number of entries are Seniors and the two Small Quilt categories.

Will you notify me if my quilt is accepted?

Because the show is not juried, we do not send “acceptance” notification. If your entry forms and fees are received before we reach our 400 quilt limit, your quilt is in. If they are received after that point, we will return your entry to you.

The only correspondence you will receive is the delivery instructions and placement cards. Use a shipping method with tracking if you need confirmation of receipt.

What’s the difference between the Modern Quilt category and other categories like Art Quilt, Large Pieced Quilt, Contemporary Small Quilt, etc?

Truthfully, the differences between many categories is somewhat blurry. Many Modern Quilts could qualify as Pieced, Applique and/or Art Quilts. For that matter, there are Art Quilts that could fall into Other Techniques, Pieced or Applique categories. Many quilters identify strongly with one style. Choose the category you feel best fits your quilt.

I made a crib-sized quilt that I want to enter. It’s not large enough for the pieced or appliqué categories, but I didn’t make it to hang on the wall either. What category does it go in?

If it is smaller than 72” on all sides, it qualifies for one of the “Wall Quilt” category regardless of how you plan to use the quilt.

You have a rule that if someone has had a quilt juried into a “prestigious exhibit” that you must enter in the Masters category. I had a quilt juried into AQS last year. Does that make me a master?

Not necessarily. AQS, IQA, and other very large quilt shows usually have categories for amateurs and professionals. While inclusion in the show is certainly an honor, these organizations select a large number of quilts for display. The exhibits that we refer to are the ones that are VERY selective; usually only 50 or so quilters are selected for inclusion nationwide/internationally. An example of that type of show is Quilt National.

I made a quilt that Suzy Professional Quilter entered in a show. The quilt won a ribbon in that show. Since Suzy is a professional, do I have to enter this quilt in the Master division?

In our show, the quilt is categorized by the MAKER. The QGD considers the person who made the top to be the “maker.” Therefore, if you made the top and qualify as an “Artisan,” the quilt would go into an “Artisan” category

Note: If you did not participate in the creation of the quilt you are entering, the quilt may be re-categorized as deemed appropriate by the entries/judging committees.

I made a quilt using antique blocks that my grandmother made. Since I finished piecing the top and am doing the quilting, can I enter this in a “one person” category?

No. Your grandmother participated in the making of the quilt, therefore the quilt would be a two-person entry.

I made a quilt using old blocks I have collected over time. Is that a two-person quilt?

Not necessarily. If you do not know who made the blocks and they were acquired on different occasions, chances are they were constructed by more than one person. Adding yourself to two or more equals three or more, and the quilt must be entered in the Group Quilts category.

I see you have a machine embroidery applique category. I made an applique quilt that has machine embroidery included. Do I put this in the new category?

“Machine Embroidery Applique” is a specific type of applique that is done EXCLUSIVELY in an embroidery hoop, where the embroidery hoop is controlled by the sewing machine – not your hands. Chances are if you do not know what the process is, your quilt did not employ that technique.

My friendship group had a challenge. We all want to enter our quilts in the show, but would like to have them displayed together. Is that possible?

As long as they are being entered into the same category, absolutely! Let the entries committee know what you would like to do and provide a complete list of the entrants and quilts that you want featured together. It also helps to put some designation on the entry forms for the quilts in question. For example, you might all place a dayglo-colored signal dot in the upper left corner.

Another possibility you can consider is submitting a proposal for a special exhibit about a year in advance of the show you want to do a display in. (Waiting until a month before the show is a no-go.)

Why do you bar quilters from entering the show the following year if they withdraw an entry too late?

For many years, we had quilters who bit off much more than they could chew – submitting photos of piles of fabric in anticipation of turning said fabric into a finished quilt within two months. But then reality would set in, and the quilts didn't get finished. But didn't tell anybody. So on quilt-hanging day, we'd find out that ten or fifteen quilts weren't going to be there. Which left blank spots in the middle of the display.

That, coupled with knowing that other entries had been bumped due to surpassing the 400 quilt limit, we decided we had to put our collective feet down.

We felt that by two weeks before show time, a quilter should know whether their project is going to reach fruition in time. And if it's not, they only have to let us know. We don't get mad. Quilts that don't get finished for one year can probably be finished for the next edition of the show. But knowing that the entry won't be there, we can adjust our display plans accordingly.

How do you decide to add a new category or drop a category?

The entries and judges committees keeps a close eye on entry trends over a span of years (3-4) if numbers are consistent enough to justify a new stand-alone category, or interest in a given category is consistently low, we start discussing our options.

For example, over time, we noticed that we had a lot of very small quilts being entered in many different categories. It is very difficult for a really small quilt to stand out when hung next to much larger quilts. And we found that time and time again that was happening.

Our solution was to revise the miniature category to be for "small quilts" and move all quilts smaller than 30" square to that category. It worked out so well, we split the new category into two separate categories so one could feature small quilts with traditional patterns and themes, while the other would feature more contemporary designs.

Why do you require entries to be submitted in fabric bags or pillowcases?

On setup day, the entries trickle in over a period of about five hours. As we receive them, the entries committee carries them out to the show floor and places them on the floor in front of the spot where it will be hung. The setup crews move around the show floor hanging quilts as quickly as they can. But still – the quilts are on the floor for at least a few minutes – if not an hour or two. We don't want your quilt to get dirty any more than you do.

We have historically requested fabric instead of plastic bags, as fabric is the method of storage recommended by conservation experts. There is also the concern that if a quilt is delivered in a large plastic trash bag, that it might be mistaken for trash by someone who doesn't know better. (there are workers in the building that are not Guild members.)